



Fine-Tilt
Adjust for
Perfect Leveling

Go Low! The PL-500X Platform Extension brings the reach of any ServerLIFT unit down to the floor.

It is the only tool that can safely and precisely handle equipment at bottom-rack positions for near-ground installs. With its platform leveler you can angle the equipment up or down for precise server alignment and perfect installations every time.

Users Love It Because:

- ✓ No dangerous back bending or strained lifting
- ✓ No-sweat server unpackaging and leveling
- ✓ One tech per install, every time
- ✓ Supports up to 500 pounds (227 kg)



Eliminates Manual Server Handling for Low Rack Positions & Down to the Floor

The PL-500X Platform Extension extends beyond and below the server lift frame, enabling you to perform assisted moves where other devices fail:

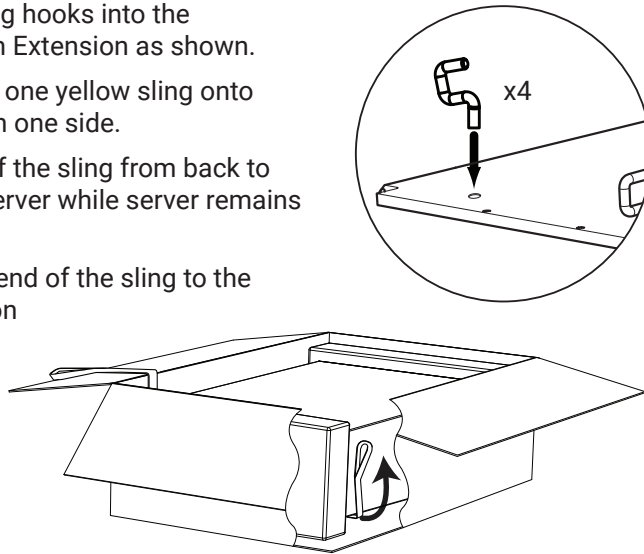
- ✓ Safely and easily assists with low-rack installs
- ✓ Lifts IT equipment out of boxes and off of skids
- ✓ Micro-leveling aligns server perfectly with both rails or rack posts
- ✓ Reaches into corners and against walls



Using the PL-500X Platform Extension to Remove Servers from Boxes

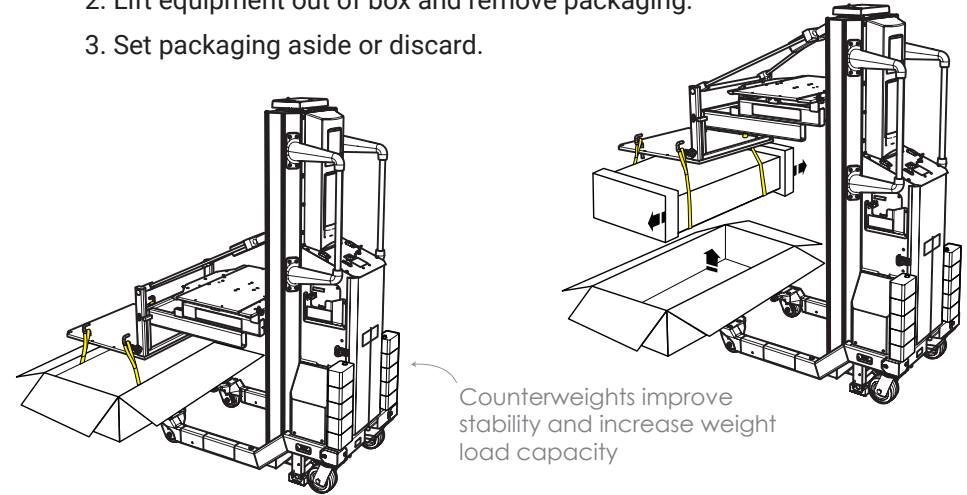
1 Preparing the Server for Removal

1. Insert all four sling hooks into the PL-500X Platform Extension as shown.
2. Hook loop end of one yellow sling onto rear sling hook on one side.
3. Feed loose end of the sling from back to front under the server while server remains in box.
4. Hook loose loop end of the sling to the front sling hook on the same side.
5. Repeat with the second sling and sling hooks on the other side.



2 Preparing the PL-500X Platform Extension to Lift Server

1. Ensure counterweights are installed at the rear of the ServerLIFT unit.
2. Lift equipment out of box and remove packaging.
3. Set packaging aside or discard.



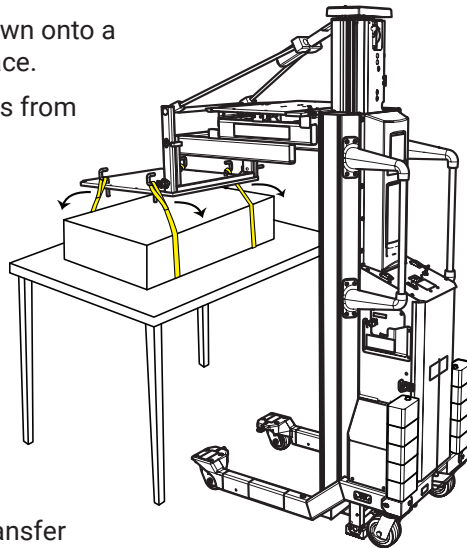
With full Counterweight Kit installed:

Without full Counterweight Kit:

Max Load when used with:	SL-350X®	350 lbs (159 kg)	200 lbs (91 kg)
	SL-500X®	500 lbs (227 kg)	300 lbs (136 kg)

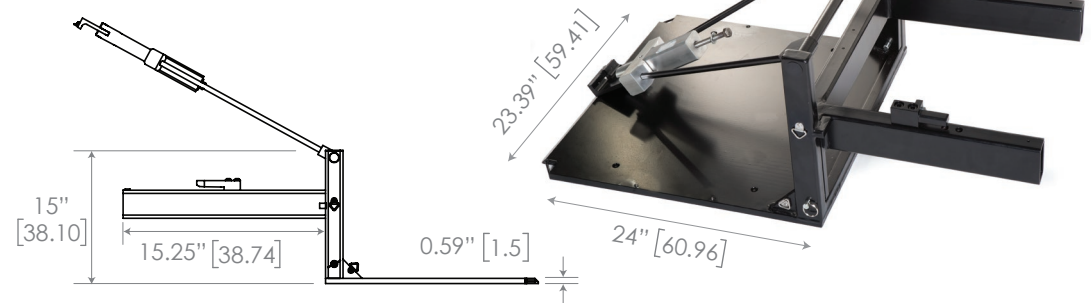
3 Removal and Transfer

1. Lower equipment down onto a table or secure surface.
2. Remove yellow Slings from Sling Hooks.
3. Remove slings from under equipment.
4. Remove sling hooks from Platform Extension.
5. Transfer server from table onto PL-500X Platform or remove Platform Extension from ServerLIFT unit to transfer server onto ServerLIFT Platform.



The PL-500X Platform Extension includes:

- 2 slings
- 4 sling hooks
- Fine-tilt adjustment ratchet
- Canvas storage bag
- 10 counterweights
- 2 counterweight mounting poles



phone (602) 254-1557
fax (602) 254-1975
Phoenix, AZ 85023

PART NO.
PL-500X®

DIMENSIONS ARE IN INCHES
[SECONDARY DIMENSIONS ARE IN CENTIMETERS]