



961PB, 962PB Analog Input:

6-Channel Differential Input: DC Current or DC Voltage Signals

Models

961PB: 6 DC current input channels
 962PB: 6 DC voltage input channels

Description

These modules provide an isolated Profibus-DP network interface for six analog input channels. Differential inputs eliminate ground loops and thus the need for isolators in many applications. Multi-range inputs accept signals from a variety of sensor and devices. High-resolution, low noise, A/D converters deliver high accuracy and reliability.

Input Ranges

DC Current (user-selectable ranges)

0 to 1mA, 0 to 11mA, 0 to 20mA, 4 to 20mA
 0 to 20 amps AC (with optional AC sensor)

DC Voltage (user-selectable ranges)

±78mV to ±10V DC (eight range options)

Network Communication

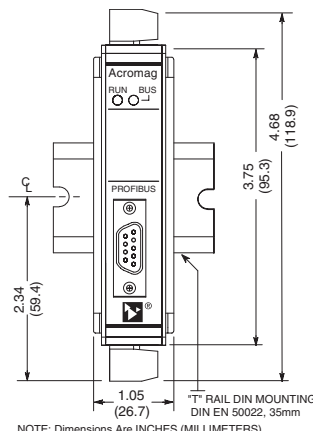
Profibus-DP, RS-485 network up to 12Mbaud

Power Requirement

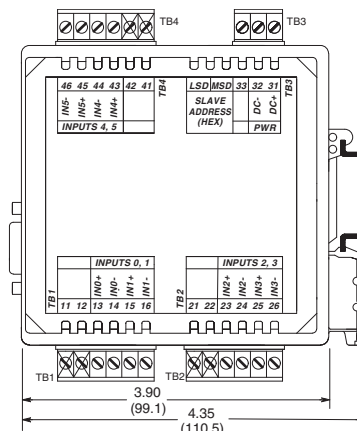
12 to 36V DC supply required

Approvals

Profibus PNO certified.
 CE marked. UL, cUL listed.
 Class I; Division 2; Groups A, B, C, D.



NOTE: Dimensions Are INCHES (MILLIMETERS).



Special Features

- Standard Profibus-DP network communication with industry-standard ASIC (Siemens SPC3)
- 6-input stand-alone module is very economical
- Differential inputs eliminate ground loops
- Universal inputs support a variety of sensors
- High-resolution 16-bit Σ - Δ A/D converters ensure precise, high accuracy measurements
- Compact packaging with pluggable terminals saves space and simplifies wiring
- Wide operational temperature range permits installation in extreme environments

Performance

General Specifications

See Page 47 for communication and other specs.

Input

Configuration

Input ranges are selectable for a 3-channel group.

Accuracy

Better than $\pm 0.05\%$ of span for nominal input ranges.

Analog to Digital Converter (A/D)

16-bit Σ - Δ converter.

Resolution

0.005% or 1 part in 20000.

Noise Rejection

Normal Mode: Better than 40dB @ 60Hz.
 Common Mode: Better than 140dB @ 60Hz.

Input Filter Bandwidth

-3dB at 3Hz, typical.

DC Current Input impedance

24.9 ohms.

DC Voltage Input impedance
 Greater than 110.5K ohms.

Environmental

Ambient Temperature

Operating: -25 to 70°C (-13 to 158°F).
 Storage: -40 to 85°C (-40 to 185°F).

Relative Humidity

5 to 95%, non-condensing.

Isolation

1500V AC for 60 seconds or 250V AC continuous.
 3-way isolation between I/O, network, and power.

Ordering Info

Models

961PB-2006

DC current input module, 6 differential channels

962PB-2006

DC voltage input module, 6 differential channels

NOTE: Modules include GSD files on CD-ROM.

Accessories (see Page 48)

5020-350

AC current sensor. Used with 961PB DC current input models. One sensor per channel is required.
 See page 205.

P55R-D24

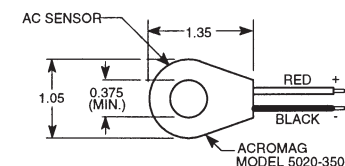
Power supply (24V DC, 2.1A).
 See Power Supplies on Page 199.

TBK-B03

Optional terminal block kit, barrier strip style, 4 pcs.

TBK-S03

Optional terminal block kit, spring clamp style, 4 pcs.





General Operation and Performance Specifications

The following specifications are common to all 900PB Series I/O modules.

■ Communication

Interface Standard

Isolated, 3-wire RS-485 multi-drop, half-duplex, asynchronous.

Command/Response Protocol

Standard ProfiBus DP (Master/Slave) protocol per European Norm EN50170.

Baud Rate

Supports rates of 9600, 19.2K, 44.45K, 93.75K, 187.5K, 500K, 1.5M, and 12M bits per second, auto-detected.

Communication Distance

Up to 1200 meters without a repeater using Type A wire (<30pF/m).

1200m @ 115Kbps or less

1000m @ 187.5Kbps

400m @ 500Kbps

200m @ 1.5Mbps

100m @ 12Mbps

Address

Set via two rotary hexadecimal switches or via the Set Slave Address command. Valid setting is 0-125.

Address 126 (7EH) is factory default address.

Maximum Message Size

Up to 32 bytes recommended, extendable up to 244 bytes of data/node/message, plus 11 bytes of overhead (data frame).

Network Capacity

Multi-drop up to 31 modules, plus a host, without a repeater. Up to 125 modules plus a host if four repeaters are used (one for every 31 nodes).

■ Environmental

Isolation

I/O channel, power, and network circuits are isolated from each other for common-mode voltages up to 250VAC, or 354V DC off DC power ground, on a continuous basis (will withstand 1500VAC dielectric strength test for one minute without breakdown). Complies with test requirements of ANSI/ISA-82.01-1988 for voltage rating specified.

■ Electromagnetic Compatibility (EMC)

Immunity per European Norm EN50082-1.

Emissions per European Norm EN50081-1.

Electrostatic Discharge (ESD) Immunity

Per EN61000-4-2.

Radiated Field Immunity (RFI)

Per EN61000-4-3 and EN50204.

Electrical Fast Transient Immunity (EFT)

Per EN61000-4-4.

Conducted RF Immunity (CRFI)

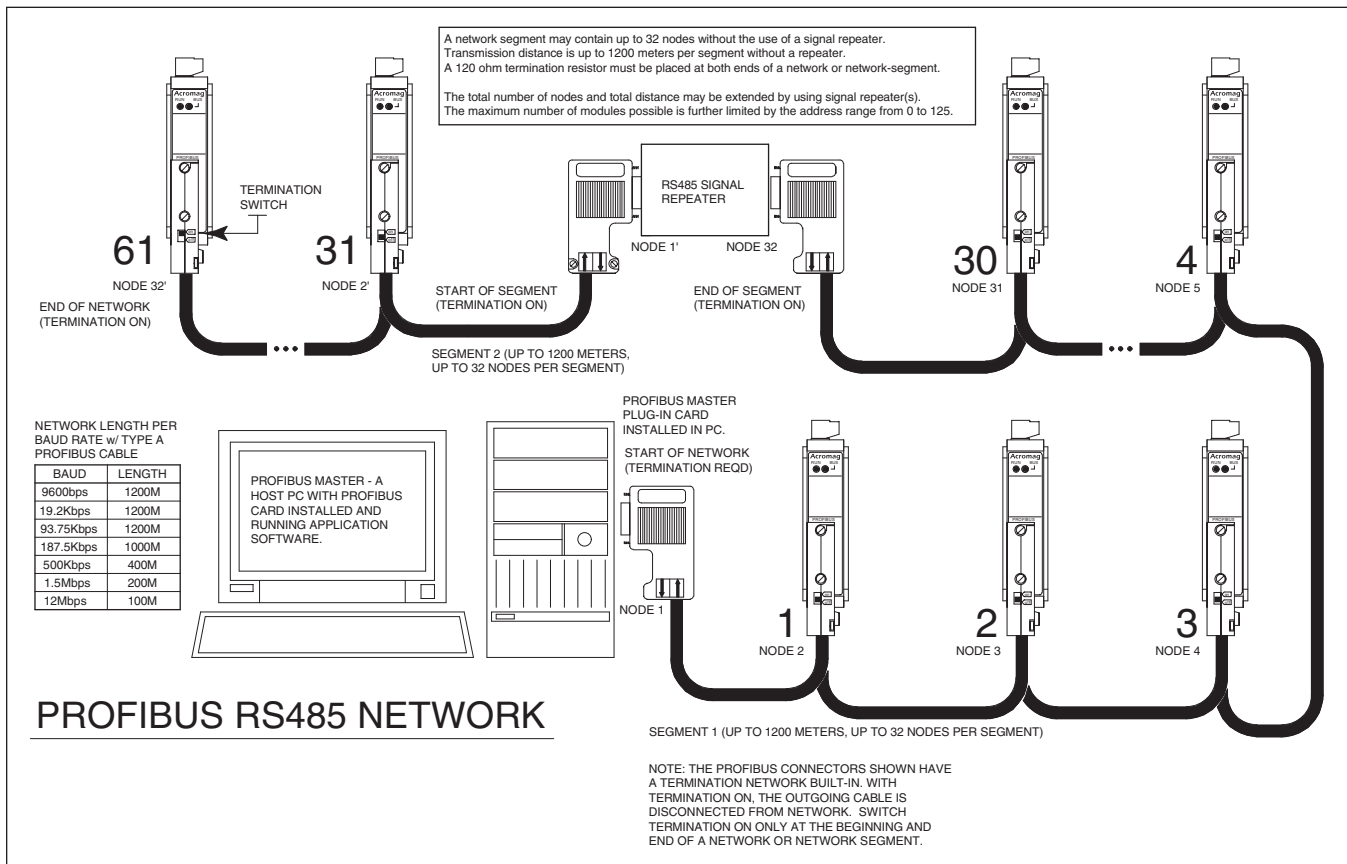
Per EN61000-4-6.

Surge Immunity

Per EN61000-4-5.

Radiated Frequency Emissions

Per EN55022 Class B.





Accessories

Terminal Blocks

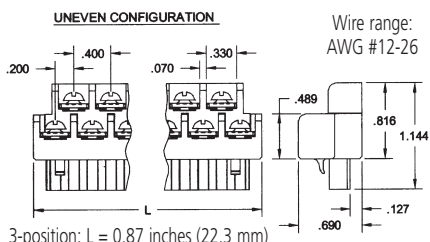
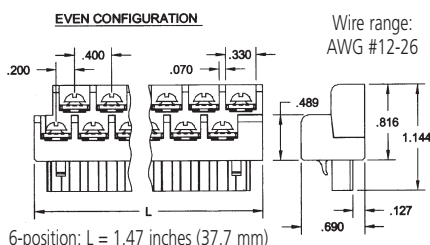


Barrier strip (left) and spring clamp (right).

Ordering Information

See individual I/O modules for compatibility.

Barrier Strip Terminal Blocks

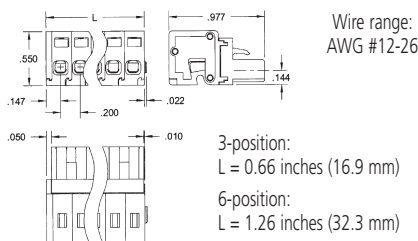


TBK-B01
Terminal block kit,
two 6-position pieces

TBK-B03
Terminal block kit,
one 3-position and
three 6-position pieces

TBK-B02
Terminal block kit,
four 6-position pieces

Spring Clamp Terminal Blocks



TBK-S01
Terminal block kit,
two 6-position pieces

TBK-S03
Terminal block kit,
one 3-position and
three 6-position pieces

TBK-S02
Terminal block kit,
four 6-position pieces

Mounting Hardware



DIN-Rail Mounting


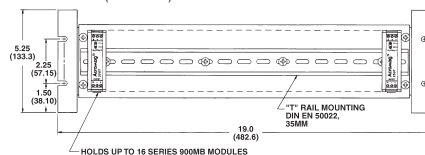
For your convenience, Acromag offers several mounting accessories to simplify your system installation. Our 19" rack-mount kit provides a clean solution for mounting your I/O modules and a power supply. Or you can buy precut DIN rail strips for mounting on any flat surface.

Ordering Information

20RM-16-DIN
19" rack-mount kit with DIN rail.

DIN RAIL 3.0
DIN RAIL 16.7

DIN rail strip, Type T, 3 inches (75mm) or 16.7 inches (425mm)



Power Supplies



50W Supply

Input Power Requirement
85 to 264V AC or 105 to 370V DC

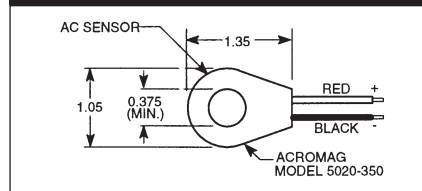
Output
24V DC, 2.1A (50W)

Ordering Information

P55R-D24
Universal 50W power supply

See Power Supplies on Page 199 for other models and more information.

AC Current Sensor



Ordering Information

5020-350
AC current sensor (See page 205)